

# RTLB 48-150A(48V150Ah)

## Lithium Battery

### Features of LiFePO4 Battery

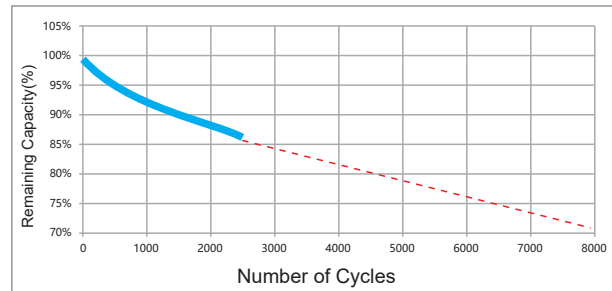
- **Longer Cycle Life:** Offers up to 20 times longer cycle life and five times longer float/calendar life than lead acid battery, helping to minimize replacement cost and reduce total cost of ownership.
- **Lighter Weight:** About 40% of the weight of a comparable lead acid battery. A 'drop in' replacement for lead acid batteries.
- **Higher Power:** Delivers twice power of lead acid battery, even high discharge rate, while maintaining high energy capacity.
- **Wider Temperature Range:** -20°C~60°C.
- **Superior Safety:** Lithium Iron Phosphate chemistry eliminates the risk of explosion or combustion due to high impact, overcharging or short circuit situation.



### Application

- Electric vehicles, electric mobility
- Solar/wind energy storage system
- UPS, backup power
- Telecommunication
- Medical equipment
- Lighting

### Cycle Life Curve



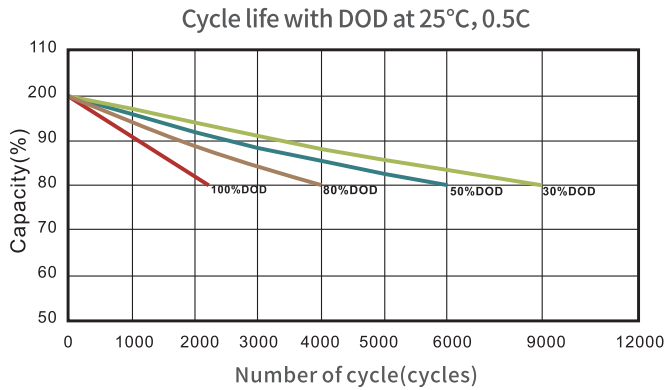
### Specification

Electrical Characteristics	Nominal Voltage	48V
	Nominal Capacity	150Ah (C <sub>5</sub> ,25°C)
	Energy	7200Wh
	Internal Resistance	< 50mΩ
	Cycle Life	>2500 cycles @0.2C 100%DOD
	Months Self Discharge	<3%
	Efficiency of Charge	100% @0.2C
	Efficiency of Discharge	96~99% @1C
Standard Charge	Charge Voltage	54.75V
	Charge Mode	0.2C to 54.75V, then 54.75V charge current 0.02C(CC/CV)
	Charger Current	20A
	Max. Charge Current	50A
	Charge Cut-off Voltage	< 55V
Standard Discharge	Continuous Current	75A
	Max. Pulse Current	110A(<3s)
	Discharge Cut-off Voltage	42V
Environmental	Charge Temperature	0 °C to 45 °C (32F to 113F) @60±25% Relative Humidity
	Discharge Temperature	-20 °C to 60 °C (-4F to 140F) @60±25% Relative Humidity
	Storage Temperature	0 °C to 40 °C (32F to 104F) @60±25% Relative Humidity
	Water Dust Resistance	
Mechanical	Cell & Method	3.2V50AH-15S3P
	Plastic Case	
	Dimensions (in./mm.)	860*540*160 ±2mm
	Weight (lbs./kg.)	70Kg
	Terminal	180A terminal
	Protocol (optional)	RS485/CAN
	BMS	15S100A

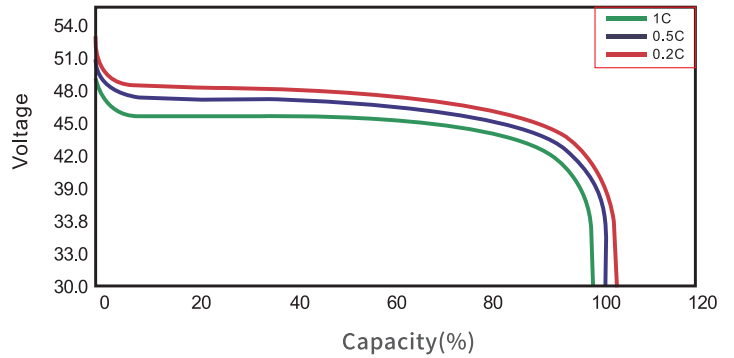
# RTLB 48-150A(48V150Ah)

## Model Performance Diagrams

### Number of Cycles Vs. DOD

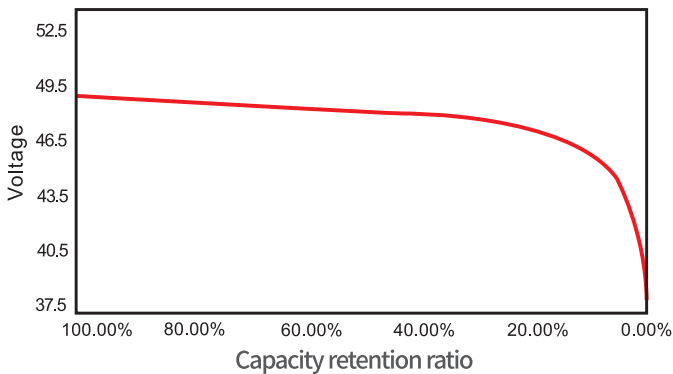


### Discharge Performance at R.T.



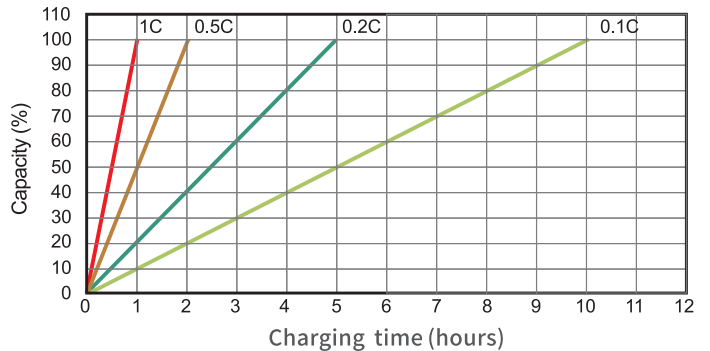
### Battery Capacity (C) VS. Open Circuit Voltage (OCV)

SOC Vs OCV

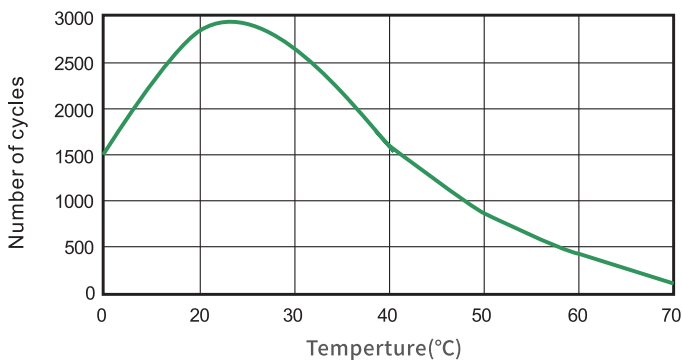


### Battery Capacity Vs. Charging Time

Charging capacity(%) VS time with different rate at 25°C



### Cycle Life in Relation to Temperature



### Temperature Effects on Capacity

