

RTG12-200A

(12V200Ah)

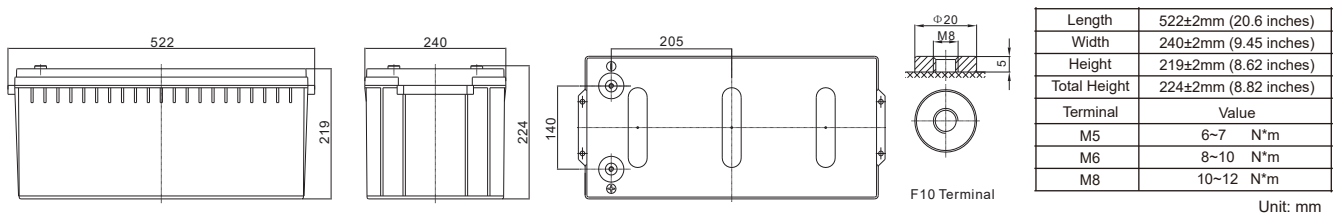


- Non-spillable sealed construction
- Long service life, float or cyclic applications
- High strength ABS battery container
- Maintenance-free operation
- Excellent charge acceptance
- Low self-discharge rate
- Gas recombination efficiency over 99%
- Wide operating temperature range
- Excellent recovery capability after deep and cyclic discharge

SPECIFICATION

Cells Per Unit	6
Voltage Per Unit	12
Capacity	200Ah@10hr-rate to 1.80V per cell @25°C
Weight	Approx. 62.0 Kg (Tolerance ±3.0%)
Internal Resistance	Approx. 5.0 mΩ
Terminal	F10(M8)/F16(M8)
Max. Discharge Current	1200A (5 sec)
Design Life	15 years (floating charge)
Max. Charging Current	50.0 A
Reference Capacity	C3 157.8AH C5 174AH C10 200.0AH C20 212.0AH
Float Charging Voltage	13.5 V~13.8 V @ 25°C Temperature Compensation: -3mV/°C/Cell
Cycle Use Voltage	14.4 V~15.0 V @ 25°C Temperature Compensation: -4mV/°C/Cell
Operating Temperature Range	Discharge: -40°C~60°C Charge: -20°C~50°C Storage: -20°C~50°C
Normal Operating Temperature Range	25°C ± 5°C
Self Discharge	RESTAR Valve Regulated Lead Acid (VRLA) batteries can be stored for up to 6 months at 25°C and then recharging is recommended. Monthly Self-discharge ratio is less than 2% at 20°C. Please charge batteries before using.
Container Material	A.B.S. UL94-HB, UL94-V0 Optional.

DIMENSIONS



Constant Current Discharge Characteristics : A(25°C)

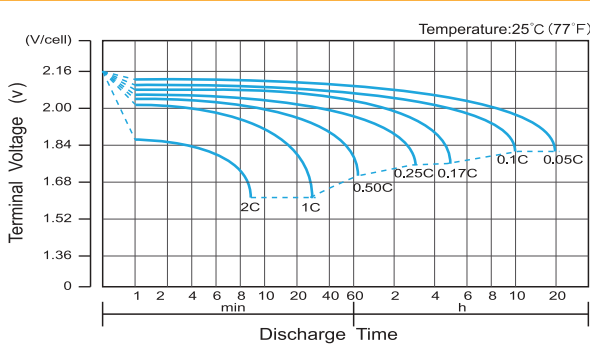
F.V/Time	15MIN	30MIN	1HR	2HR	3HR	5HR	8HR	10HR	20HR
1.60V	367	223	132	75.7	54.9	36.9	24.2	20.7	10.9
1.65V	356	220	131	75.3	54.4	36.5	24.0	20.5	10.8
1.70V	348	216	130	74.7	53.6	36.1	23.8	20.3	10.7
1.75V	337	214	128	73.6	53.0	35.7	23.6	20.1	10.7
1.80V	314	205	125	72.2	52.6	34.8	23.4	20.0	10.6
1.85V	280	187	116	68.6	49.6	33.0	22.5	19.3	10.5

Constant Power Discharge Characteristics : WPC(25°C)

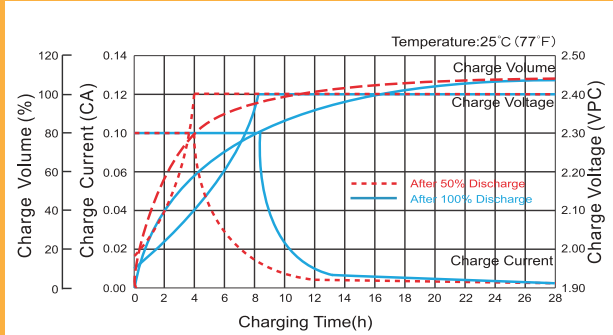
F.V/Time	15MIN	30MIN	1HR	2HR	3HR	5HR	8HR	10HR	20HR
1.60V	647	404	250	143	104	69.9	47.1	39.8	21.5
1.65V	636	400	248	143	103	69.5	46.7	39.4	21.4
1.70V	628	400	246	142	103	69.0	46.5	39.0	21.3
1.75V	624	398	244	141	102	68.6	46.1	38.6	21.2
1.80V	590	389	242	141	102	67.8	45.7	38.2	21.1
1.85V	527	357	225	135	97	64.7	44.2	37.6	20.9

(Note) The above characteristics data are average values obtained within three charge/discharge cycle not the minimum values. The battery must be fully charged before the capacity test. The C₁₀ should reach 95% after the first cycle and 100% after the third cycle.

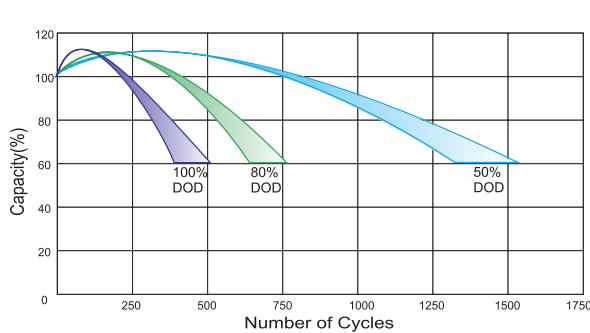
Discharge Characteristics Curve



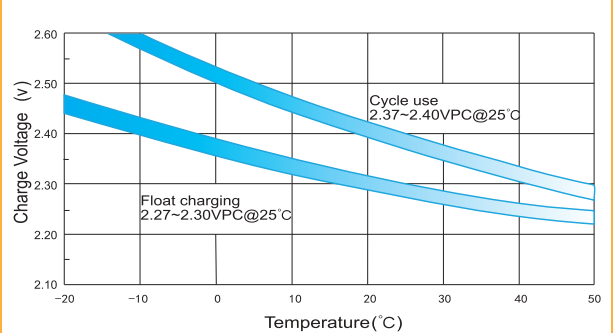
Charge Characteristic Curve for Cycle Use (IU)



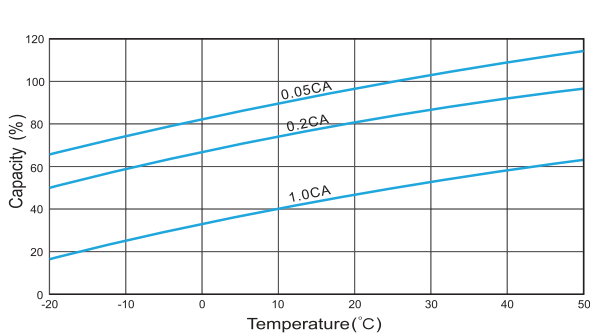
Cycle Life in Relation to Depth of Discharge



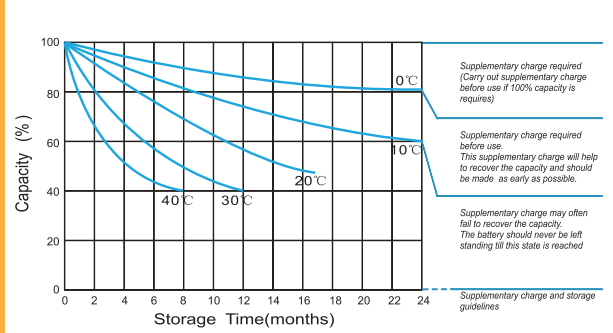
Relationship Between Charging Voltage and Temperature



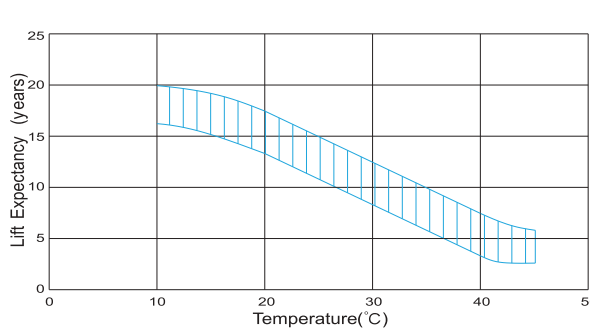
Temperature Effects on Capacity



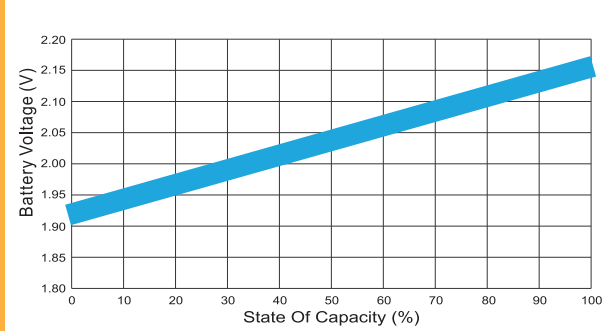
Storage Characteristics



Effect of Temperature on Long Term Life



Relationship of OCV And State of Charge (20°C)



(Note) All above information shall be changed without prior notice, RESTAR reserves the right to explain and update the latest information

FACTORY ADDRESS

A: NO. 30 Yongshun Road, Zhulin Town, Jintan District, Changzhou, Jiangsu Province, China
T: +86 0512-66292101
FAX: +86 0512-66292101
E: info@restarsolar.com

DUBAI OFFICE

A: Shop No. 8 Al Waswasi Building, Nakheel Road Satellite Market, Deira Dubai U.A.E
P.O. BOX 39158
T: +971 42643339
E: sales@restarsolar.com

NIGERIA SHOWROOM

A: SV16 New Site Plaza, Ojo Alaba Trade Centre, Alaba International market, Ojo Lagos
T: +234-07088820938
E: sales@restarsolar.com