

# RT7I-M-BD

**144 Cells**

Mono Half-Cell 9 BB

**440-460W**

Power output

**21.16%**

The Highest Efficiency

**0~+5W**

Tolerance

WWW.RESTARSOLAR.COM

## RT7I-M-BD

**RT7I-M-BD** series is produced with high efficiency multi-busbar cells, which can reduce the module internal power loss to improve its conversion efficiency, as well as lower the failure risk caused by cracks and broken busbar to enhance the module reliability. Combined with half-cell technology, the module is highly resistant to hot-spot crisis caused by shadow effect.



### High Reliability

Multi-busbar technology can effectively reduce the reliability risk caused by cells cracks and broken busbar.



### Anti-PID Resistance

Prominent anti-PID performance reduces the power degradation, leading to higher energy yield and lower LCOE.



### Durability Against Extreme Conditions

Certified to resist high salt mist and ammonia conditions.



### High Efficiency

Multi-busbar technology can reduce the module internal power loss to improve the module conversion efficiency significantly.




### Low-Light Performance

With high transmittance and anti-reflective 3.2mm tempered glass, the module has stronger performance under low light circumstances.

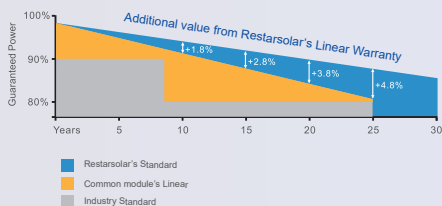


### High Mechanical Strength

Certified to withstand: high wind load(2400Pa) and snow load(5400Pa).



## 0.5% Annual Degradation over 30 years



LINEAR PERFORMANCE WARRANTY

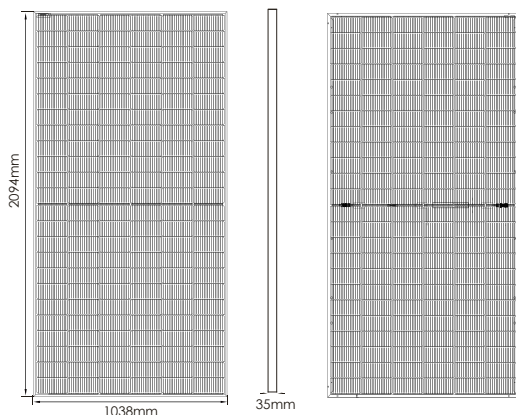
**15 Year Product Warranty**

**30 Year Linear Power Warranty**

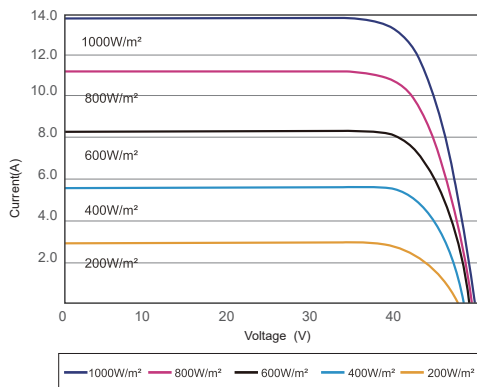
ISO 9001/14001 TUV PID-FREE CE IEC 61215/61730/61701/62716



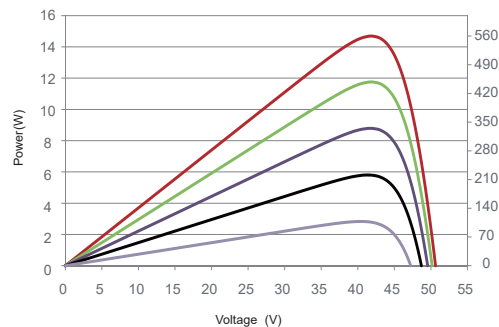
Dimension of PV Modules Unit: mm



I-V CURVES OF PV MODULE



P-V CURVES OF PV MODULE



## ELECTRICAL DATA(STC)

Rated Power in Watts-Pmax(Wp)	450	455	460
Open Circuit Voltage-Voc(V)	49.30	49.50	49.70
Short Circuit Current-Isc(A)	11.60	11.67	11.74
Maximum Power Voltage-Vmp(V)	41.50	41.70	41.90
Maximum Power Current-Imp(A)	110.85	10.91	10.98
Module Efficiency	20.70%	20.93%	21.16%

STC: Irradiance 1000 W/m², Cell Temperature 25°C, Air Mass AM1.5 according to EN 60904-3.

## ELECTRICAL DATA(NOCT)

Maximum Power-Pmax(Wp)	416	420	424
Open Circuit Voltage-Voc (V)	46.68	46.78	46.85
Short Circuit Current-Isc(A)	11.17	11.20	11.24
Maximum Power Voltage-Vmp(V)	39.43	39.62	39.67
Maximum Power Current-Imp(A)	10.55	10.60	10.69

NOCT: Irradiance at 800 W/m², Ambient Temperature 20°C, Wind Speed 1m/s.

## BIFACIAL OUTPUT-REAR SIDE POWER GAIN

5%	Maximum Power(pmax)	473	478	483
	Module Efficiency STC	21.74%	21.98%	22.22%
10%	Maximum Power(pmax)	495	501	506
	Module Efficiency STC	22.77%	23.02%	23.28%
15%	Maximum Power(pmax)	518	523	529
	Module Efficiency STC	23.81%	24.07%	24.33%

## MECHANICAL DATA

Solar cells	Mono-crystalline 166*83mm, 9 Bus bars
Cell configuration	144 cells(6*24)
Module dimensions	2094*1038*35mm
Weight	25kg
Front Cover	3.2mm Tempered Glass
J-BOX	IP68
Cable	4mm²(IEC)/12AWG(UL), 300mm+300mm(or customized )
Connectors	MC4 or MC4 Comparable
Standard Packaging	31pcs/pallet

## TEMPERATURE & MAXIMUM RATINGS

Nominal Operating Cell Temperature(NOCT)	45°C±2°C
Temperature Coefficient of Voc	-0.32%/°C
Temperature Coefficient of Isc	0.05%/°C
Temperature Coefficient of Pmax	-0.39%/°C
Operational Temperature	-40~+85°C
Maximum System Voltage	1500V(IEC)/1500V(UL)
Max Series Fuse Rating	20A
Limiting Reverse Current	20A

## PACKAGING CONFIGURATION

Number of modules per container	736 pcs/40HQ
Package	31 pcs/pallet, 2 pcs/carton
Package Number	22 pallets + 22 cartons