

RT8V-M-DG

108 Cells

Mono Half-Cell 9-11BB

390-415W


Power output

21.25%

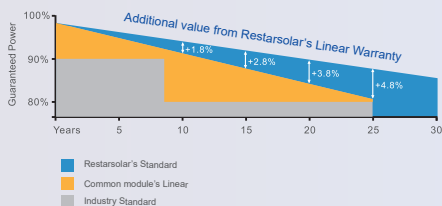
The Highest Efficiency

0~+5W

Tolerance




0.5% Annual Degradation over 30 years



LINEAR PERFORMANCE WARRANTY

15 Year Product Warranty

30 Year Linear Power Warranty



WWW.RESTARSOLAR.COM

RT8V-M-DG

RT8V-M-DG HALF-CELL series is produced with high efficiency multi-busbar cells, which can reduce the module internal power loss to improve its conversion efficiency, as well as lower the failure risk caused by cracks and broken busbar to enhance the module reliability. Combined with half-cell technology, the module is highly resistant to hot-spot crisis caused by shadow effect.



High Reliability

Multi-busbar technology can effectively reduce the reliability risk caused by cells cracks and broken busbar.



Anti-PID Resistance

Prominent anti-PID performance reduces the power degradation, leading to higher energy yield and lower LCOE.



Durability Against Extreme Conditions

Certified to resist high salt mist and ammonia conditions.



High Efficiency

Multi-busbar technology can reduce the module internal power loss to improve the module conversion efficiency significantly.



Low-Light Performance

With high transmittance and anti-reflective 2.0+2.0mm tempered glass, the module has stronger performance under low light circumstances.



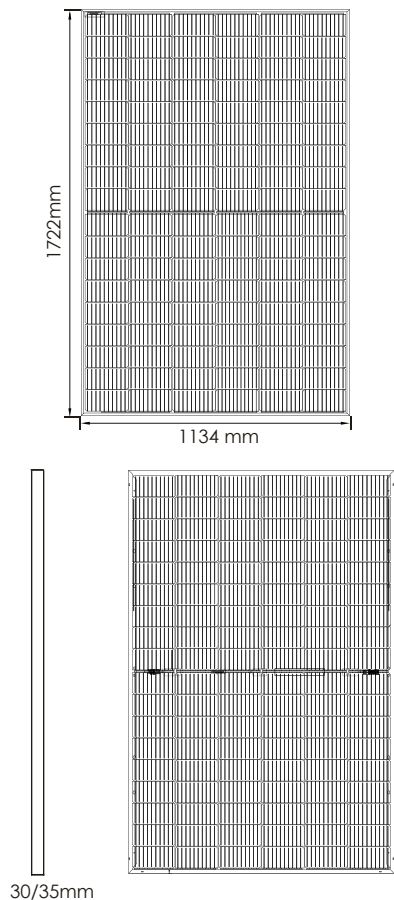
High Mechanical Strength

Certified to withstand: high wind load(2400Pa) and snow load(5400Pa).

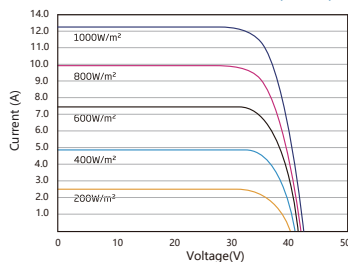
ISO 9001/14001 TUV PID-FREE CE IEC 61215/61730/61701/62716



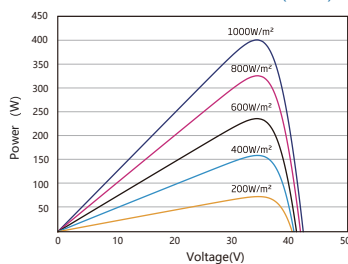
Dimension of PV Modules Unit: mm



I-V CURVES OF PV MODULE(400W)



P-V CURVES OF PV MODULE(400W)



ELECTRICAL DATA(STC)

Rated Power in Watts-Pmax(Wp)	390	395	400	405	410	415
Open Circuit Voltage-Voc(V)	36.85	36.98	37.07	37.23	37.32	37.45
Short Circuit Current-Isc(A)	13.61	13.7	13.79	13.87	13.95	14.02
Maximum Power Voltage-Vmp(V)	30.64	30.84	31.01	31.21	31.45	31.61
Maximum Power Current-Imp(A)	12.73	12.81	12.90	12.98	13.04	13.13
Module Efficiency	19.97%	20.23%	20.48%	20.74%	21.00%	21.25%

STC: Irradiance 1000 W/m², Cell Temperature 25°C, Air Mass AM1.5 according to EN 60904-3.

ELECTRICAL DATA(NOCT)

Maximum Power-Pmax(Wp)	294	298	302	306	310	314
Open Circuit Voltage-Voc (V)	34.62	34.75	34.88	35.12	35.23	35.37
Short Circuit Current-Isc(A)	10.89	10.96	11.03	11.10	11.16	11.22
Maximum Power Voltage-Vmp(V)	28.87	29.08	29.26	29.47	29.72	29.89
Maximum Power Current-Imp(A)	10.18	10.25	10.32	10.38	10.43	10.50

NOCT: Irradiance at 800 W/m², Ambient Temperature 20°C, Wind Speed 1m/s.

BIFACIAL OUTPUT-REAR SIDE POWER GAIN

5%	Maximum Power(pmax)	410	415	420	425	431	436
	Module Efficiency STC	21.0%	21.2%	21.5%	21.8%	22.0%	22.3%
10%	Maximum Power(pmax)	449	454	460	466	472	477
	Module Efficiency STC	23.0%	23.3%	23.6%	23.9%	24.1%	24.4%
15%	Maximum Power(pmax)	488	494	500	506	513	519
	Module Efficiency STC	25.0%	25.3%	25.6%	25.9%	26.2%	26.6%

MECHANICAL DATA

Solar cells	Mono-crystalline 182*91mm, 9/10/11 Bus bars
Cell configuration	108cells(6*18)
Module dimensions	1722*1134*30mm/35mm
Weight	23.8kg/24.2kg
Front Cover	2.0+2.0mm Tempered Glass
J-BOX	IP68
Cable	4mm²(IEC)/12AWG(UL), 300mm+300mm(or customized)
Connectors	MC4 or MC4 Comparable
Standard Packaging	36/31pcs/pallet

TEMPERATURE & MAXIMUM RATINGS

Nominal Operating Cell Temperature(NOCT)	45°C±2°C
Temperature Coefficient of Voc	-0.26%/°C
Temperature Coefficient of Isc	0.05%/°C
Temperature Coefficient of Pmax	-0.35%/°C
Operational Temperature	-40~+85°C
Maximum System Voltage	1500V(IEC)/1500V(UL)
Max Series Fuse Rating	30A
Limiting Reverse Current	30A

PACKAGING CONFIGURATION

Number of modules per container	936/806 pcs/40HQ
Package	36/31 pcs/pallet
Package Number	26 pallets