



RTM100-120M

39 Cells

Mono, 166*83mm

100-120W


Power output

18.52%

The Highest Efficiency

0 ~ +5W

Tolerance



WWW.RESTARSOLAR.COM

RTM100-120M

RTM100-120M series is produced with high efficiency multi-busbar cells, which can reduce the module internal power loss to improve its conversion efficiency, as well as lower the failure risk caused by cracks and broken busbar to enhance the module reliability. Combined with half-cell technology, the module is highly resistant to hot-spot crisis caused by shadow effect.



High Reliability

Multi-busbar technology can effectively reduce the reliability risk caused by cells cracks and broken busbar.



Anti-PID Resistance

Prominent anti-PID performance reduces the power degradation, leading to higher energy yield and lower LCOE.



Durability Against Extreme Conditions

Certified to resist high salt mist and ammonia conditions.



High Efficiency

Multi-busbar technology can reduce the module internal power loss to improve the module conversion efficiency significantly.



Low-Light Performance

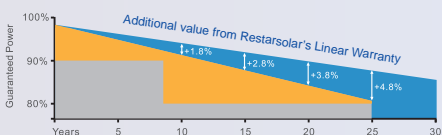
With high transmittance and anti-reflective 3.2mm tempered glass, the module has stronger performance under low light circumstances.



High Mechanical Strength

Certified to withstand: high wind load(2400Pa) and snow load(5400Pa).

0.5% Annual Degradation over 30 years



LINEAR PERFORMANCE WARRANTY

12 Year Product Warranty

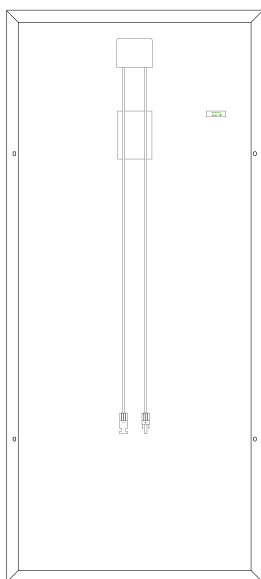
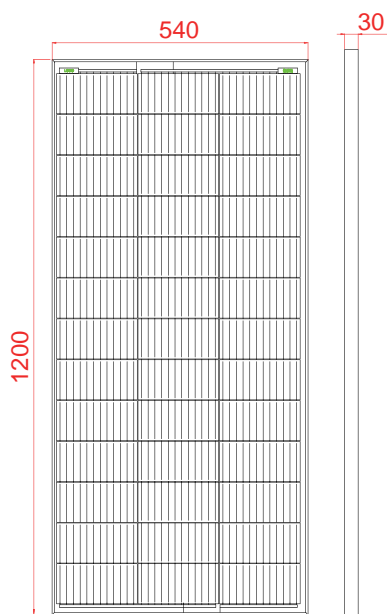
25 Year Linear Power Warranty

Full range of products and certification systems

ISO 9001/14001 TUV PID-FREE CE IEC 61215/61730/61701/62716



Dimension of PV Modules Unit: mm



ELECTRICAL DATA(STC)

Rated Power in Watts-Pmax(Wp)	100	105	110	115	120
Open Circuit Voltage-Voc(V)	23.10	23.40	23.70	24.00	24.30
Short Circuit Current-Isc(A)	5.65	5.81	5.98	6.14	6.30
Maximum Power Voltage-Vmp(V)	19.31	19.60	19.87	20.15	20.41
Maximum Power Current-Imp(A)	5.18	5.36	5.54	5.71	5.88
Module Efficiency	15.43%	16.20%	16.98%	17.75%	18.52%

STC: Irradiance 1000 W/m², Cell Temperature 25°C, Air Mass AM1.5 according to EN 60904-3.

ELECTRICAL DATA(NOCT)

Maximum Power-Pmax(Wp)	74.62	78.37	82.12	85.83	89.53
Open Circuit Voltage-Voc (V)	21.64	21.93	22.21	22.49	22.77
Short Circuit Current-Isc(A)	4.57	4.69	4.83	4.96	5.09
Maximum Power Voltage-Vmp(V)	17.98	18.25	18.51	18.77	19.01
Maximum Power Current-Imp(A)	4.15	4.29	4.44	4.57	4.71

NOCT: Irradiance at 800 W/m², Ambient Temperature 20°C, Wind Speed 1m/s.

MECHANICAL DATA

Solar Cells	Mono-crystalline 166*83mm
Cell Configuration	39 cells(3*13)
Module Dimensions	1200*540*30mm
Weight	6.8kg
Front Cover	3.2mm Tempered Glass
J-Box	IP65
Cable	4mm ² (IEC)/12AWG(UL), 900mm, or customized
Connectors	MC4 or MC4 Comparable

TEMPERATURE & MAXIMUM RATINGS

Nominal Operating Cell Temperature(NOCT)	45°C±2°C
Temperature Coefficient of Voc	-0.32%/°C
Temperature Coefficient of Isc	0.05%/°C
Temperature Coefficient of Pmax	-0.39%/°C
Operational Temperature	-40~+85°C
Maximum System Voltage	1000V(IEC)/1000V(UL)
Max Series Fuse Rating	15A
Limiting Reverse Current	15A

PACKAGING CONFIGURATION

	40HQ
Number of modules per container	3100pcs
Package	5pcs/carton
Package Number	620cartons