

RT8H-M

132 Cells

Mono Half-Cell 9-11BB

480-505W

Power output

21.27%

The Highest Efficiency

0 ~ +5W

Tolerance

WWW.RESTARSOLAR.COM

RT8H-M

RT8H-M HALF-CELL series is produced with high efficiency multi-busbar cells, which can reduce the module internal power loss to improve its conversion efficiency, as well as lower the failure risk caused by cracks and broken busbar to enhance the module reliability. Combined with half-cell technology, the module is highly resistant to hot-spot crisis caused by shadow effect.



High Reliability

Multi-busbar technology can effectively reduce the reliability risk caused by cells cracks and broken busbar.



Anti-PID Resistance

Prominent anti-PID performance reduces the power degradation, leading to higher energy yield and lower LCOE.



Durability Against Extreme Conditions

Certified to resist high salt mist and ammonia conditions.



High Efficiency

Multi-busbar technology can reduce the module internal power loss to improve the module conversion efficiency significantly.




Low-Light Performance

With high transmittance and anti-reflective 3.2mm tempered glass, the module has stronger performance under low light circumstances.

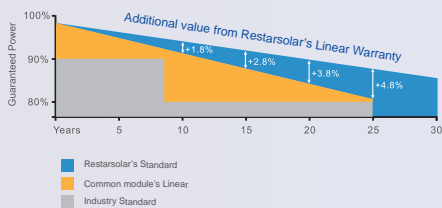


High Mechanical Strength

Certified to withstand: high wind load(2400Pa) and snow load(5400Pa).



0.5% Annual Degradation over 30 years



LINEAR PERFORMANCE WARRANTY

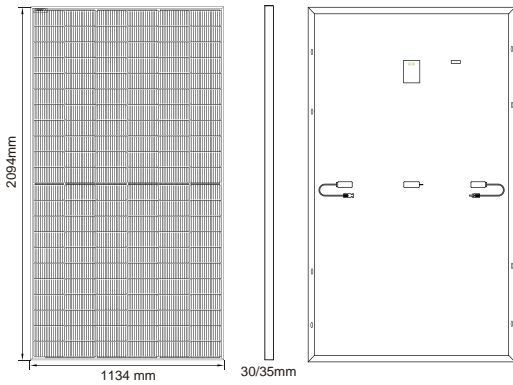
15 Year Product Warranty

30 Year Linear Power Warranty

ISO 9001/14001 TUV PID-FREE CE IEC 61215/61730/61701/62716



Dimension of PV Modules Unit: mm



ELECTRICAL DATA(STC)

Rated Power in Watts-Pmax(Wp)	480	485	490	495	500	505
Open Circuit Voltage-Voc(V)	45.07	45.20	45.33	45.46	45.59	45.72
Short Circuit Current-Isc(A)	13.65	13.72	13.79	13.86	13.93	14.00
Maximum Power Voltage-Vmp(V)	37.62	37.81	37.99	38.17	38.35	38.53
Maximum Power Current-Imp(A)	12.76	12.83	12.90	12.97	13.04	13.11
Module Efficiency	20.21%	20.42%	20.64%	20.85%	21.06%	21.27%

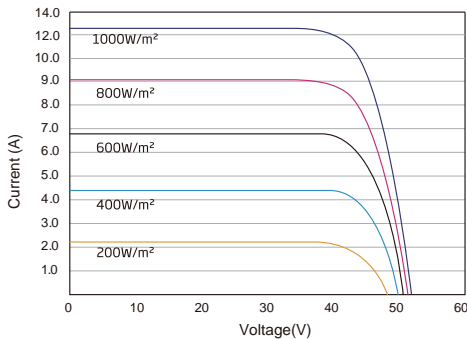
STC: Irradiance 1000 W/m², Cell Temperature 25°C, Air Mass AM1.5 according to EN 60904-3.

ELECTRICAL DATA(NOCT)

Maximum Power-Pmax(Wp)	363	367	370	374	378	382
Open Circuit Voltage-Voc (V)	42.15	42.3	42.43	42.58	42.72	42.86
Short Circuit Current-Isc(A)	10.99	11.06	11.13	11.20	11.27	11.34
Maximum Power Voltage-Vmp(V)	35.54	35.67	35.76	35.84	35.93	36.02
Maximum Power Current-Imp(A)	10.21	10.28	10.36	10.44	10.52	10.60

NOCT: Irradiance at 800 W/m², Ambient Temperature 20°C, Wind Speed 1m/s.

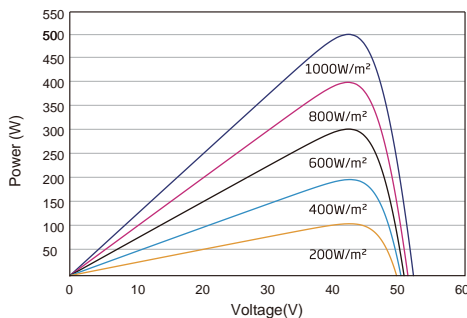
I-V CURVES OF PV MODULE(520 W)



MECHANICAL DATA

Solar cells	Mono-crystalline 182*91mm,9/10/11 Bus bars
Cell configuration	132 cells(6*22)
Module dimensions	2094*1134*30/35mm
Weight	25.0/26.3kg
Front Cover	3.2mm Tempered Glass
J-BOX	IP68
Cable	4mm ² (IEC)/12AWG(UL),300mm+300mm(or customized)
Connectors	MC4 or MC4 Comparable
Standard Packaging	36/31pcs/pallet

P-V CURVES OF PV MODULE(520W)



TEMPERATURE & MAXIMUM RATINGS

Nominal Operating Cell Temperature(NOCT)	45°C±2°C
Temperature Coefficient of Voc	-0.26%/°C
Temperature Coefficient of Isc	0.05%/°C
Temperature Coefficient of Pmax	-0.35%/°C
Operational Temperature	-40~+85°C
Maximum System Voltage	1500V(IEC)/1500V(UL)
Max Series Fuse Rating	25A
Limiting Reverse Current	25A

PACKAGING CONFIGURATION

Number of modules per container	792/682 pcs/40HQ
Package	36/31 pcs/pallet
Package Number	22 pallets