



RT8I-M-BD

144 Cells
Mono N-Type/Topcon

560-585W
Power output

22.65%
The Highest Efficiency

0 ~ +5W
Tolerance

WWW.RESTARSOLAR.COM

RT8I-M-BD TOPCON BIFACIAL

RT8I-M-BD HALF-CELL series is produced with high efficiency multi-busbar cells, which can reduce the module internal power loss to improve its conversion efficiency as well as lower the failure risk caused by cracks and broken busbar to enhance the module reliability. Combined with half-cell technology, the module is highly resistant to hot-spot crisis caused by shadow effect.



High Reliability

Multi-busbar technology can effectively reduce the reliability risk caused by cells cracks and broken busbar.



Anti-PID Resistance

Prominent anti-PID performance reduces the power degradation, leading to higher energy yield and lower LCOE.



Durability Against Extreme Conditions

Certified to resist high salt mist and ammonia conditions.



High Efficiency

Multi-busbar technology can reduce the module internal power loss to improve the module conversion efficiency significantly.




Low-Light Performance

With high transmittance and anti-reflective 3.2mm tempered glass, the module has stronger performance under low light circumstances.

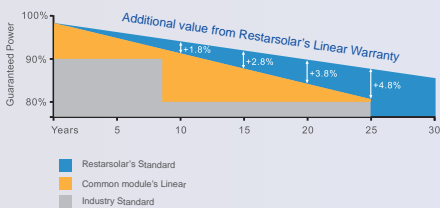


High Mechanical Strength

Certified to withstand: high wind load(2400Pa) and snow load(5400Pa).



0.5% Annual Degradation over 30 years



LINEAR PERFORMANCE WARRANTY

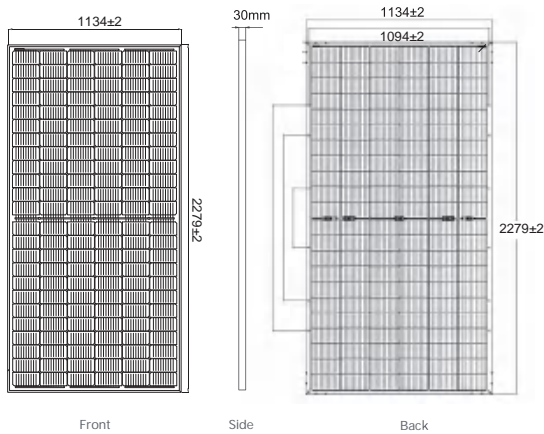
15 Year Product Warranty

30 Year Linear Power Warranty

ISO 9001/14001 TUV PID-FREE CE IEC 61215/61730/61701/62716



Dimension of PV Modules Unit:mm



ELECTRICAL DATA(STC)

Rated Power in Watts-Pmax(Wp)	560	565	570	575	580	585
Open Circuit Voltage-Voc(V)	50.05	50.20	50.35	50.50	50.65	50.80
Short Circuit Current-Isc(A)	14.07	14.14	14.21	14.28	14.35	14.42
Maximum Power Voltage-Vmp(V)	42.12	42.26	42.42	42.57	42.72	42.87
Maximum Power Current-Imp(A)	13.30	13.37	13.44	13.51	13.58	13.65
Module Efficiency(%)	21.67%	21.87%	22.07%	22.26%	22.45%	22.65%

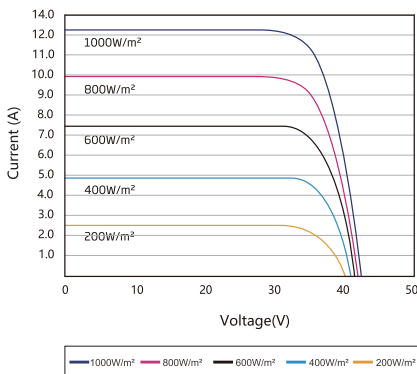
STC: Irradiance 1000 W/m², Cell Temperature 25°C, Air Mass AM1.5 according to EN 60904-3.

ELECTRICAL DATA(NOCT)

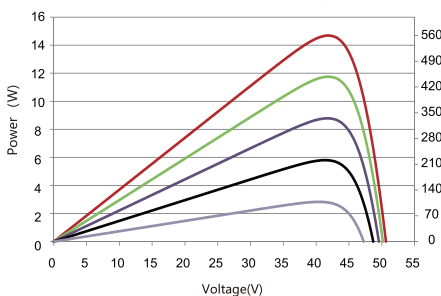
Maximum Power-Pmax(Wp)	424	428	432	436	440	444
Open Circuit Voltage-Voc (V)	46.85	46.98	47.11	47.33	47.46	47.59
Short Circuit Current-Isc(A)	11.24	11.28	11.32	11.36	11.40	11.44
Maximum Power Voltage-Vmp(V)	39.67	39.88	40.09	40.30	40.51	40.62
Maximum Power Current-Imp(A)	10.69	10.73	10.78	10.82	10.87	10.93

NOCT: Irradiance at 800 W/m², Ambient Temperature 20°C, Wind Speed 1m/s.

I-V CURVES OF PV MODULE (580W)



P-V CURVES OF PV MODULE (580W)



BIFACIAL OUTPUT-REAR SIDE POWER GAIN

5%	Maximum Power(pmax)	588	593	598	603	609	614
	Module Efficiency STC(%)	22.7%	22.9%	23.1%	23.3%	23.5%	23.7%
10%	Maximum Power(pmax)	616	621	627	632	638	643
	Module Efficiency STC(%)	23.8%	24.0%	24.2%	24.4%	24.6%	24.9%
15%	Maximum Power(pmax)	644	649	655	661	667	672
	Module Efficiency STC(%)	24.9%	25.1%	25.3%	25.5%	25.8%	26.0%

MECHANICAL DATA

Solar Cells	Mono N-Type/Topcon half-cut Cells 182*91mm, MBB
Cell Configuration	144cells(6*24)
Module Dimensions	2279*1134*30mm
Weight	27.2kg
Front Cover	3.2mm Tempered Glass
Back Cover	Transparent Back Sheet
J-Box	IP68,3 Diodes
Frame Material	Anodized Aluminum Alloy
Cable	4mm ² (IEC)/12AWG(UL), 300mm(+) + 300mm(-) or customized length
Connectors	MC4 or MC4 Compatible

TEMPERATURE & MAXIMUM RATINGS

Nominal Operating Cell Temperature(NOCT)	45°C±2°C
Temperature Coefficient of Voc	-0.32%/°C
Temperature Coefficient of Isc	0.05%/°C
Temperature Coefficient of Pmax	-0.35%/°C
Operational Temperature	-40~+85°C
Maximum System Voltage	1500V(IEC)/1500V(UL)
Max Series Fuse Rating	25A
Limiting Reverse Current	25A

PACKAGING CONFIGURATION

pcs/container	740pcs/40HQ
Package	2pcs/carton
Package Number	370cartons