

# RT8I-M-DG

**144 Cells**

Mono N-Type/Topcon MBB

**560-585W**

Power output

**22.65%**

The Highest Efficiency

**0 ~ +5W**

Tolerance

WWW.RESTARSOLAR.COM

## RT8I-M-DG TOPCON Black Frame

RT8I-M-DG HALF-CELL series is produced with high efficiency multi-busbar cells, which can reduce the module internal power loss to improve its conversion efficiency, as well as lower the failure risk caused by cracks and broken busbar to enhance the module reliability. Combined with half-cell technology, the module is highly resistant to hot-spot crisis caused by shadow effect.



### High Reliability

Multi-busbar technology can effectively reduce the reliability risk caused by cells cracks and broken busbar.



### Anti-PID Resistance

Prominent anti-PID performance reduces the power degradation, leading to higher energy yield and lower LCOE.



### Durability Against Extreme Conditions

Certified to resist high salt mist and ammonia conditions.



### High Efficiency

Multi-busbar technology can reduce the module internal power loss to improve the module conversion efficiency significantly.



### Low-Light Performance

With high transmittance and anti-reflective 2.0+2.0mm tempered glass, the module has stronger performance under low light circumstances.

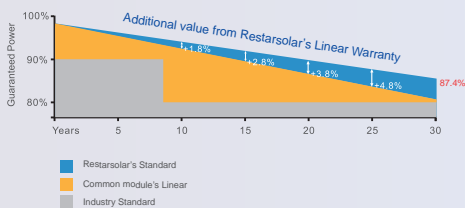


### High Mechanical Strength

Certified to withstand: high wind load(2400Pa) and snow load(5400Pa).



## 0.42% Annual Degradation over 30 years



### LINEAR PERFORMANCE WARRANTY

**15 Year Product Warranty**

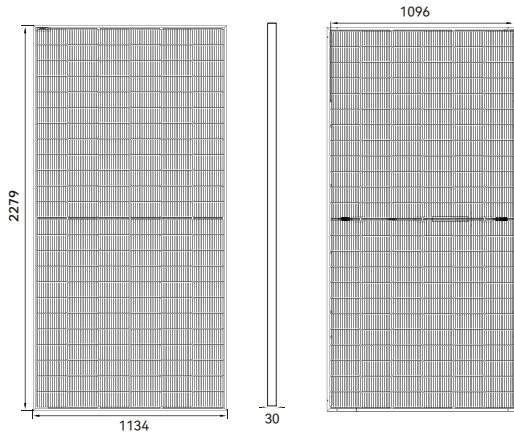
**30 Year Linear Power Warranty**

## Full range of products and certification systems

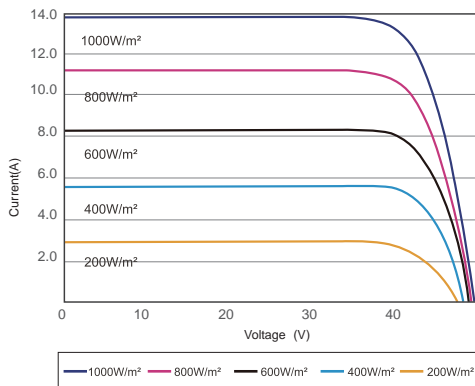
ISO 9001/14001 TUV PID-FREE CE IEC 61215/61730/61701/62716



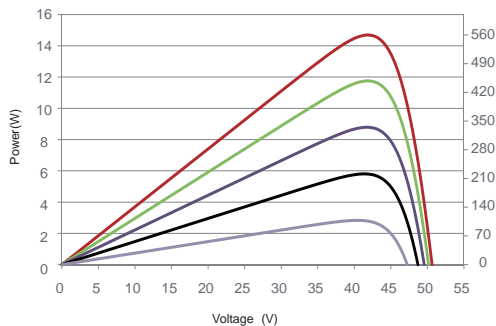
Dimension of PV Modules Unit: mm



I-V CURVES OF PV MODULE



P-V CURVES OF PV MODULE



### ELECTRICAL DATA(STC)

Rated Power in Watts-Pmax(Wp)	560	565	570	575	580	585
Open Circuit Voltage-Voc(V)	51.05	51.20	51.35	51.50	51.65	51.80
Short Circuit Current-Isc(A)	13.99	14.06	14.13	14.20	14.27	14.34
Maximum Power Voltage-Vmp(V)	42.47	42.62	42.77	42.92	43.07	43.22
Maximum Power Current-Imp(A)	13.19	13.26	13.33	13.40	13.47	13.54
Module Efficiency	21.68%	21.87%	22.07%	22.26%	22.45%	22.65%

STC: Irradiance 1000 W/m<sup>2</sup>, Cell Temperature 25°C, Air Mass AM1.5 according to EN 60904-3.

### ELECTRICAL DATA(NOCT)

Maximum Power-Pmax(Wp)	424	428	432	436	440	444
Open Circuit Voltage-Voc (V)	47.83	47.97	48.11	48.26	48.40	48.54
Short Circuit Current-Isc(A)	11.30	11.36	11.42	11.47	11.53	11.59
Maximum Power Voltage-Vmp(V)	39.84	39.98	40.12	40.26	40.40	40.54
Maximum Power Current-Imp(A)	10.64	10.71	10.77	10.83	10.89	10.95

NOCT: Irradiance at 800 W/m<sup>2</sup>, Ambient Temperature 20°C, Wind Speed 1m/s.

### INTEGRATED PWER @ STC (REFERENCE TO 10%)

Maximum Power-Pmax(Wp)	616	622	627	632	638	643
Open Circuit Voltage-Voc (V)	51.05	51.20	51.35	51.50	51.65	51.80
Short Circuit Current-Isc(A)	15.39	15.47	15.54	15.61	15.70	15.76
Maximum Power Voltage-Vmp(V)	42.47	42.62	42.77	42.92	43.07	43.22
Maximum Power Current-Imp(A)	14.51	14.59	14.66	14.73	14.82	14.88
Module Efficiency	23.85%	24.08%	24.27%	24.47%	24.70%	24.89%
BNPI/Isc(BSI)	17.14	17.22	17.31	17.40	17.48	17.57

### MECHANICAL DATA

Solar cells	Mono-crystalline 182*91mm,9/10/16 Bus bars
Cell configuration	144cells(6*24)
Module dimensions	2279*1134*30mm
Weight	31.5kg
Front Cover	2.0+2.0mm Tempered Glass
J-BOX	IP68
Cable	4mm <sup>2</sup> (IEC)/12AWG(UL), 300mm+300mm(or customized)
Connectors	MC4 or MC4 Comparable
Standard Packaging	37pcs/pallet

### TEMPERATURE & MAXIMUM RATINGS

Nominal Operating Cell Temperature(NOCT)	45°C±2°C
Temperature Coefficient of Voc	-0.25%/°C
Temperature Coefficient of Isc	0.045%/°C
Temperature Coefficient of Pmax	-0.30%/°C
Operational Temperature	-40~+85°C
Maximum System Voltage	1500V(IEC)/1500V(UL)
Max Series Fuse Rating	30A
Limiting Reverse Current	30A

### PACKAGING CONFIGURATION

Number of modules per container	720 pcs/40HQ
Package	36 pcs/pallet
Package Number	20 pallets