



RT8K-M-DG

120 Cells

Mono Half-Cell 9-11BB

440-465W


Power output

21.55%

The Highest Efficiency

0 ~ +5W

Tolerance



WWW.RESTARSOLAR.COM

RT8K-M-DG

RT8K-M-DG HALF-CELL series is produced with high efficiency multi-busbar cells, which can reduce the module internal power loss to improve its conversion efficiency, as well as lower the failure risk caused by cracks and broken busbar to enhance the module reliability. Combined with half-cell technology, the module is highly resistant to hot-spot crisis caused by shadow effect.



High Reliability

Multi-busbar technology can effectively reduce the reliability risk caused by cells cracks and broken busbar.



Anti-PID Resistance

Prominent anti-PID performance reduces the power degradation, leading to higher energy yield and lower LCOE.



Durability Against Extreme Conditions

Certified to resist high salt mist and ammonia conditions.



High Efficiency

Multi-busbar technology can reduce the module internal power loss to improve the module conversion efficiency significantly.



Low-Light Performance

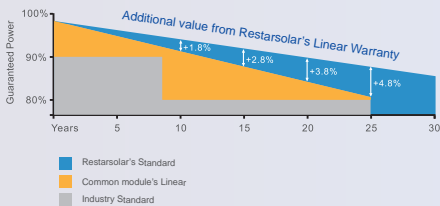
With high transmittance and anti-reflective 2.0+2.0mm tempered glass, the module has stronger performance under low light circumstances.



High Mechanical Strength

Certified to withstand: high wind load(2400Pa) and snow load(5400Pa).

0.5% Annual Degradation over 30 years



LINEAR PERFORMANCE WARRANTY


15 Year Product Warranty

30 Year Linear Power Warranty

ISO 9001/14001 TUV PID-FREE CE IEC 61215/61730/61701/62716



Dimension of PV Modules Unit: mm



ELECTRICAL DATA(STC)

Rated Power in Watts-Pmax(Wp)	440	445	450	455	460	465
Open Circuit Voltage-Voc(V)	41.02	41.10	41.18	41.33	41.48	41.63
Short Circuit Current-Isc(A)	13.73	13.79	13.85	13.93	14.01	14.09
Maximum Power Voltage-Vmp(V)	33.72	33.82	33.91	34.06	34.20	34.35
Maximum Power Current-Imp(A)	13.05	13.16	13.27	13.36	13.45	13.54
Module Efficiency	20.39%	20.62%	20.85%	21.08%	21.32%	21.55%

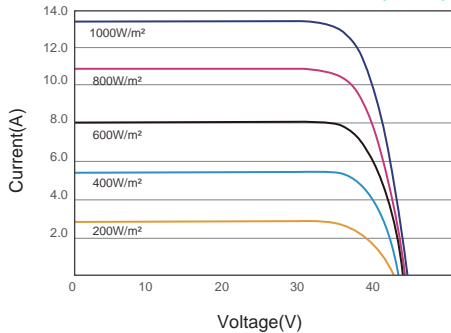
STC: Irradiance 1000 W/m², Cell Temperature 25°C, Air Mass AM1.5 according to EN 60904-3.

ELECTRICAL DATA(NOCT)

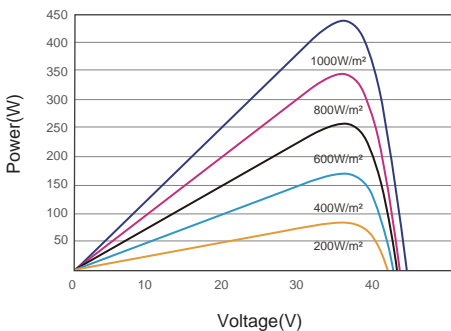
Maximum Power-Pmax(Wp)	327	331	335	339	342	345
Open Circuit Voltage-Voc (V)	38.72	38.79	38.87	39.01	39.15	39.26
Short Circuit Current-Isc(A)	11.09	11.14	11.19	11.25	11.32	11.38
Maximum Power Voltage-Vmp(V)	31.39	31.56	31.73	31.91	32.07	32.19
Maximum Power Current-Imp(A)	10.43	10.49	10.55	10.61	10.67	10.73

NOCT: Irradiance at 800 W/m², Ambient Temperature 20°C, Wind Speed 1m/s.

I-V CURVES OF PV MODULE(450W)



P-V CURVES OF PV MODULE(450W)



BIFACIAL OUTPUT-REAR SIDE POWER GAIN

5%	Maximum Power(pmax)	462	467	473	478	483	488
	Module Efficiency STC	21.4%	21.7%	21.9%	22.1%	22.4%	22.6%
10%	Maximum Power(pmax)	506	512	518	523	529	535
	Module Efficiency STC	23.4%	23.7%	24.0%	24.2%	24.5%	24.8%
15%	Maximum Power(pmax)	550	556	563	569	575	581
	Module Efficiency STC	25.5%	25.8%	26.1%	26.4%	26.6%	26.9%

MECHANICAL DATA

Solar cells	Mono-crystalline 182*91mm,9/10/11 Bus bars
Cell configuration	120cells(6*20)
Module dimensions	1903*1134*30mm/35mm
Weight	26.3kg/26.8kg
Front Cover	2.0+2.0mm Tempered Glass
J-BOX	IP68
Cable	4mm ² (IEC)/12AWG(UL), 300mm+300mm(or customized)
Connectors	MC4 or MC4 Comparable
Standard Packaging	36/31pcs/pallet

TEMPERATURE & MAXIMUM RATINGS

Nominal Operating Cell Temperature(NOCT)	45°C±2°C
Temperature Coefficient of Voc	-0.26%/°C
Temperature Coefficient of Isc	0.05%/°C
Temperature Coefficient of Pmax	-0.35%/°C
Operational Temperature	-40~+85°C
Maximum System Voltage	1500V(IEC)/1500V(UL)
Max Series Fuse Rating	30A
Limiting Reverse Current	30A

PACKAGING CONFIGURATION

Number of modules per container	936/806 pcs/40HQ
Package	36/31 pcs/pallet
Package Number	26 pallets