



RT9H-M-BD

132 Cells

Mono Topcon 18 BB

700-720W

Power output

23.18%

The Highest Efficiency

0 ~ +5W

Tolerance

WWW.RESTARSOLAR.COM

RT9H-M-BD

RT9H-M-BD HALF-CELL series is produced with high efficiency multi-busbar cells, which can reduce the module internal power loss to improve its conversion efficiency as well as lower the failure risk caused by cracks and broken busbar to enhance the module reliability. Combined with half-cell technology, the module is highly resistant to hot-spot crisis caused by shadow effect.



High Reliability

Multi-busbar technology can effectively reduce the reliability risk caused by cells cracks and broken busbar.



Anti-PID Resistance

Prominent anti-PID performance reduces the power degradation, leading to higher energy yield and lower LCOE.



Durability Against Extreme Conditions

Certified to resist high salt mist and ammonia conditions.



High Efficiency

Multi-busbar technology can reduce the module internal power loss to improve the module conversion efficiency significantly.




Low-Light Performance

With high transmittance and anti-reflective 3.2mm tempered glass, the module has stronger performance under low light circumstances.

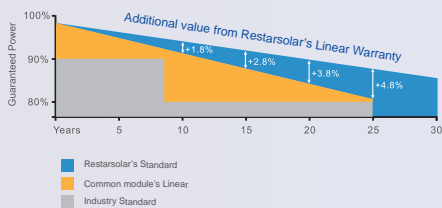


High Mechanical Strength

Certified to withstand: high wind load(2400Pa) and snow load(5400Pa).



0.5% Annual Degradation over 30 years



LINEAR PERFORMANCE WARRANTY

15 Year Product Warranty

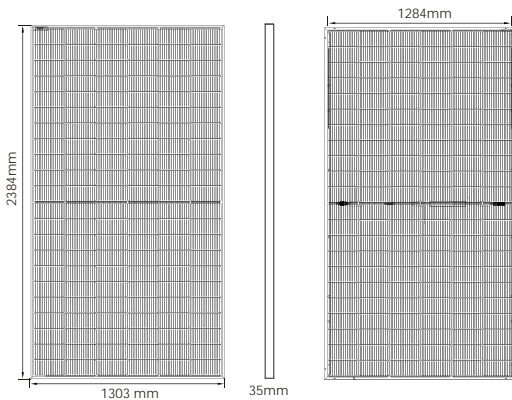
30 Year Linear Power Warranty

Full range of products and certification systems

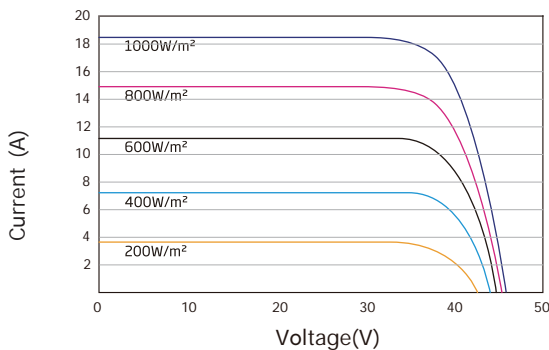
ISO 9001/14001 TUV PID-FREE CE IEC 61215/61730/61701/62716



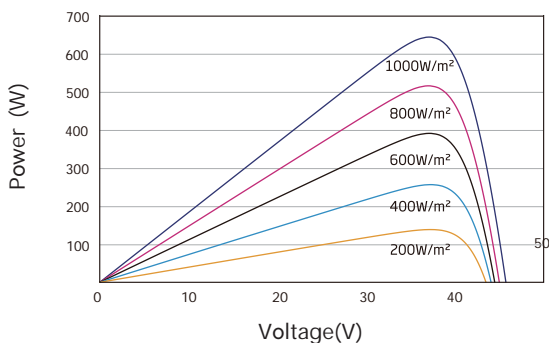
Dimension of PV Modules Unit: mm



I-V CURVES OF PV MODULE



P-V CURVES OF PV MODULE



Add: No: 30 Yongshun Road, Zhulin Town, Jintan District,
Changzhou, Jiangsu Province, China
Tel: +86 512-66292101
E-mail: sales@restarsolar.com
Web: www.restarsolar.com

ELECTRICAL DATA(STC)

Rated Power in Watts-Pmax(Wp)	700	705	710	715	720
Open Circuit Voltage-Voc(V)	48.60	48.80	49.00	49.20	49.40
Short Circuit Current-Isc(A)	18.32	18.36	18.40	18.44	18.49
Maximum Power Voltage-Vmp(V)	40.50	40.70	40.90	41.10	41.30
Maximum Power Current-Imp(A)	17.29	17.33	17.36	17.40	17.44
Module Efficiency	22.53%	22.70%	22.86%	23.02%	23.18%

STC: Irradiance 1000 W/m², Cell Temperature 25°C, Air Mass AM1.5 according to EN 60904-3.

ELECTRICAL DATA(NOCT)

Maximum Power-Pmax(Wp)	534	538	542	546	550
Open Circuit Voltage-Voc (V)	45.93	46.12	46.31	46.49	46.68
Short Circuit Current-Isc(A)	14.80	14.83	14.87	14.90	14.94
Maximum Power Voltage-Vmp(V)	38.07	38.26	38.45	38.63	38.82
Maximum Power Current-Imp(A)	14.03	14.06	14.10	14.13	14.17

NOCT: Irradiance at 800 W/m², Ambient Temperature 20°C, Wind Speed 1m/s.

INTEGRATED PWER @ STC (REFERENCE TO 10%)

Maximum Power-Pmax(Wp)	770	775	781	786	792
Open Circuit Voltage-Voc (V)	48.60	48.80	49.00	49.20	49.40
Short Circuit Current-Isc(A)	20.15	20.18	20.23	20.26	20.31
Maximum Power Voltage-Vmp(V)	40.50	40.70	40.90	41.10	41.30
Maximum Power Current-Imp(A)	19.01	19.04	19.10	19.12	19.18
Module Efficiency	28.48%	28.67%	28.89%	29.07%	29.30%
BNPI/Isc(BSI)	22.72	22.77	22.82	22.87	22.93

MECHANICAL DATA

Solar Cells	Mono-crystalline 210*105mm,18/Busbars
Cell Configuration	132cells(6*22)
Module Dimensions	2384*1303*30mm/35mm
Weight	32.3kg/33.6kg
Front Cover	3.2mm Tempered Glass
J-Box	IP68
Cable	4mm ² (IEC)/12AWG(UL),300mm+300mm or customized
Connectors	MC4 or MC4 Comparable

TEMPERATURE & MAXIMUM RATINGS

Nominal Operating Cell Temperature(NOCT)	45°C±2°C
Temperature Coefficient of Voc	-0.25%/C
Temperature Coefficient of Isc	0.045%/C
Temperature Coefficient of Pmax	-0.30%/C
Operational Temperature	-40~+85°C
Maximum System Voltage	1500V(IEC)/1500V(UL)
Max Series Fuse Rating	30A
Limiting Reverse Current	30A

PACKAGING CONFIGURATION

	40HQ
Number of modules per container	648/558/pcs
Package	36/31pcs/pallet
Package Number	18pallets
Package Weight	1180/1062kg/pallet
Package Dimension	1325*1130*2520mm/pallet