



RT9K-M-DG

120 Cells

Mono N-Type/Topcon 12 BB

585-610W

Power output

21.55%

The Highest Efficiency

0 ~ +5W

Tolerance

WWW.RESTARSOLAR.COM

RT9K-M-DG

RT9K-M-BD HALF-CELL series is produced with high efficiency multi-busbar cells, which can reduce the module internal power loss to improve its conversion efficiency as well as lower the failure risk caused by cracks and broken busbar to enhance the module reliability. Combined with half-cell technology, the module is highly resistant to hot-spot crisis caused by shadow effect.



High Reliability

Multi-busbar technology can effectively reduce the reliability risk caused by cells cracks and broken busbar.



Anti-PID Resistance

Prominent anti-PID performance reduces the power degradation, leading to higher energy yield and lower LCOE.



Durability Against Extreme Conditions

Certified to resist high salt mist and ammonia conditions.



High Efficiency

Multi-busbar technology can reduce the module internal power loss to improve the module conversion efficiency significantly.




Low-Light Performance

With high transmittance and anti-reflective 3.2mm tempered glass, the module has stronger performance under low light circumstances.

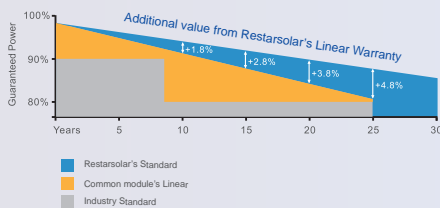


High Mechanical Strength

Certified to withstand: high wind load(2400Pa) and snow load(5400Pa).



0.5% Annual Degradation over 30 years



LINEAR PERFORMANCE WARRANTY

15 Year Product Warranty

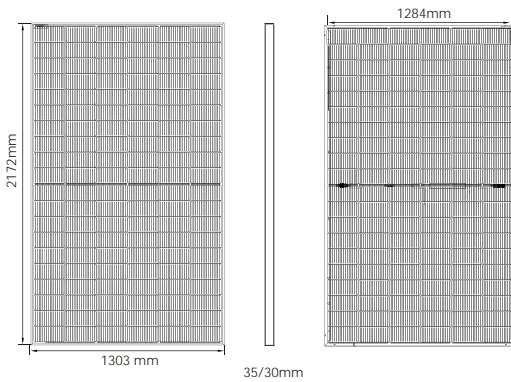
30 Year Linear Power Warranty

Full range of products and certification systems

ISO 9001/14001 TUV PID-FREE CE IEC 61215/61730/61701/62716



Dimension of PV Modules Unit: mm



ELECTRICAL DATA(STC)

Rated Power in Watts-Pmax(Wp)	585W	590W	595W	600W	605W	610W
Open Circuit Voltage-Voc(V)	40.90	41.10	41.30	41.50	41.70	41.90
Short Circuit Current-Isc(A)	18.37	18.42	18.47	18.52	18.57	18.62
Maximum Power Voltage-Vmp(V)	33.80	34.00	34.20	34.40	34.60	34.80
Maximum Power Current-Imp(A)	17.31	17.35	17.40	17.44	17.49	17.53
Module Efficiency(%)	20.67%	20.85%	21.02%	21.20%	21.38%	21.55%

STC: Irradiance 1000 W/m², Cell Temperature 25°C, Air Mass AM1.5 according to EN 60904-3.

ELECTRICAL DATA(NOCT)

Maximum Power-Pmax(Wp)	443W	447W	451W	454W	458W	462W
Open Circuit Voltage-Voc (V)	38.50	38.70	38.90	39.10	39.30	39.50
Short Circuit Current-Isc(A)	14.81	14.85	14.88	14.92	14.96	15.00
Maximum Power Voltage-Vmp(V)	31.50	31.70	31.90	32.00	32.20	32.40
Maximum Power Current-Imp(A)	14.06	14.10	14.14	14.19	14.22	14.26

NOCT: Irradiance at 800 W/m², Ambient Temperature 20°C, Wind Speed 1m/s.

BIFACIAL OUTPUT-REAR SIDE POWER GAIN

5%	Maximum Power(pmax)	614W	620W	625W	630W	635W	640W
	Module Efficiency STC(%)	21.70%	21.89%	22.08%	22.26%	22.45%	22.63%
15%	Maximum Power(pmax)	673W	679W	684W	690W	696W	702W
	Module Efficiency STC(%)	23.77%	23.97%	24.18%	24.38%	24.58%	24.79%
25%	Maximum Power(pmax)	731W	738W	744W	750W	756W	763W
	Module Efficiency STC(%)	25.84%	26.06%	26.28%	26.50%	26.72%	26.94%

MECHANICAL DATA

Solar Cells	Mono-crystalline 210*105mm, 12 Bus bars
Cell Configuration	120cells(6*20)
Module Dimensions	2172*1303*35mm/30mm
Weight	35.1kg/34.5kg
Front Cover	2.0+2.0mm Tempered Glass
J-Box	IP68
Cable	4mm ² (IEC)/12AWG(UL), 300mm+300mm or customized
Connectors	MC4 or MC4 Comparable
Standard Packaging	31/36pcs/pallet

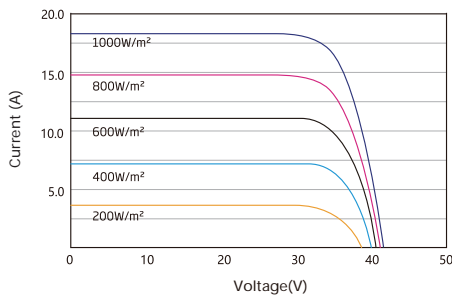
TEMPERATURE & MAXIMUM RATINGS

Nominal Operating Cell Temperature(NOCT)	45°C±2°C
Temperature Coefficient of Voc	-0.26%/C
Temperature Coefficient of Isc	0.05%/C
Temperature Coefficient of Pmax	-0.35%/C
Operational Temperature	-40~+85°C
Maximum System Voltage	1500V(IEC)/1500V(UL)
Max Series Fuse Rating	35A
Limiting Reverse Current	35A

PACKAGING CONFIGURATION

	40HQ
Number of modules per container	558/648pcs
Package	31/36pcs/pallet
Package Number	18pallets
Package Weight	1118/1272kg/pallet
Package Dimension	1325*1130*2310mm/pallet

I-V CURVES OF PV MODULE(595 W)



P-V CURVES OF PV MODULE(595W)

